

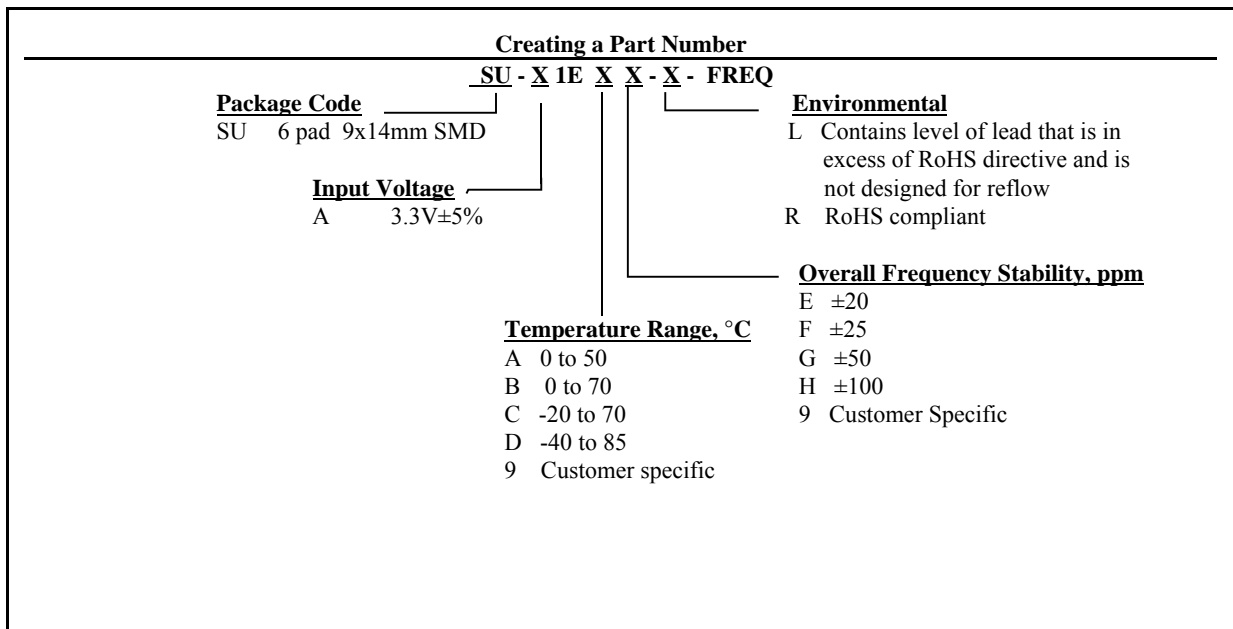
**HCSL COMPATIBLE HF/UHF CLOCK (XO)
SU-X1EXX-X Series**

Description

The **SU-X1EXX Series** of quartz crystal oscillators provide ultra high frequency with HCSL compatible complementary outputs. The device is packaged in a low profile leadless FR-4 based package with gold plated pads, which enhances compatibility with PCB material.

Applications and Features

- Wide Frequency Range - 20.0MHz to 125.0MHz
- Fiber Channel; 10 GbE; Infiniband; Network Processors; SONET/SDH
- High Reliability - NEL HALT/HASS qualified for crystal oscillator start-up conditions
- Low Phase Noise, Low Jitter
- Fast Rise and Fall times
- Tight frequency stability - ± 20 ppm overall available
- Low cost
- COTS/Dual use



SU-X1EXX-X Series Continued
HCSL Compatible HF/UHF Clock (XO)

Rev. C

Absolute Maximum Ratings

Parameter	Symbol	Value	Unit
Operating Temperature Range	To	-40 to +85	°C
Storage Temperature Range	Tst	-50 to +90	°C
Supply Voltage	Vcc	-0.5 to 4.5	V

Electrical Parameters (1)

Parameter	Symb	Conditions, Note	MIN	TYP	MAX	Unit			
Nominal Frequency	Fo	Vcc=3.3V	20		125	MHz			
Supply Voltage	Vcc		3.135	3.3	3.465	V			
Supply current	Icc			80	100	mA			
Logic Type			HCSL Compatible						
Load		At receiving end each output, Rs=0 Ohm		50		Ohm			
Output Levels	Voh	Output High 1,2	660	700	850	mV			
	Vol	Output Low 1,2	-150	0	150	V			
	Vcr	Crossing Point	250	350	550	mV			
Duty Cycle (Symmetry)		At outputs crossing, room temperature	45/55	50/50	55/45	%			
Rise/Fall Time	Tr/Tf	From 0.175 to 0.525V		0.35	0.5	ns			
Cross Point Skew					140	mV			
Jitter @ 100MHz	Integrated	J	Integrated from Phase Noise, 12 KHz to 20 MHz, RMS		0.2		ps UI		
					0.00004				
	Cycle to Cycle	Jc				25 0.01	ps UI		
Wavecrest characterized			Random period, RMS		2.5		ps UI		
			Total, pk-to-pk		20			25	ps
			Deterministic		0				ps
Phase Noise	£(Δf)	@ 100MHz	@ 10 Hz @100 Hz @1 KHz @10KHz @100KHz @>1MHz		-75 -105 -135 -145 -150 -152		dBc/Hz		
Frequency Stability	ΔF/F	Overall, including initial calibration, temperature, aging 10 years, shock and vibration	See "Creating a Part Number"			ppm			
Enable Low Option Disabled Enabled		PECL logic "1" PECL logic "0" or floating	Vcc-1 0		Vcc Vcc-1.6	V			

Note: 1. All parameters, unless otherwise specified, are at nominal conditions, ie: T=25°C, Nominal Vcc & Nominal Load.



**FREQUENCY
CONTROLS, INC.**

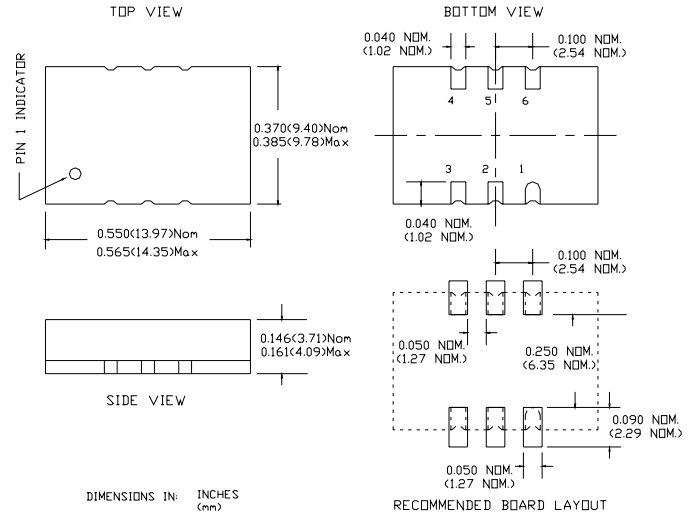
357 Beloit Street, P.O. Box 457, Burlington, WI 53105-0457 U.S.A. Phone 262/763-3591 FAX 262/763-2881
Email: nelsales@nelfc.com www.nelfc.com

SU-X1EXX-X Series Continued HCSL Compatible HF/UHF Clock (XO)

Electrical Connection

Pin	Connection
1	N/C
2	Enable/Disable
3	Gnd
4	Output
5	/Output
6	V _{CC}

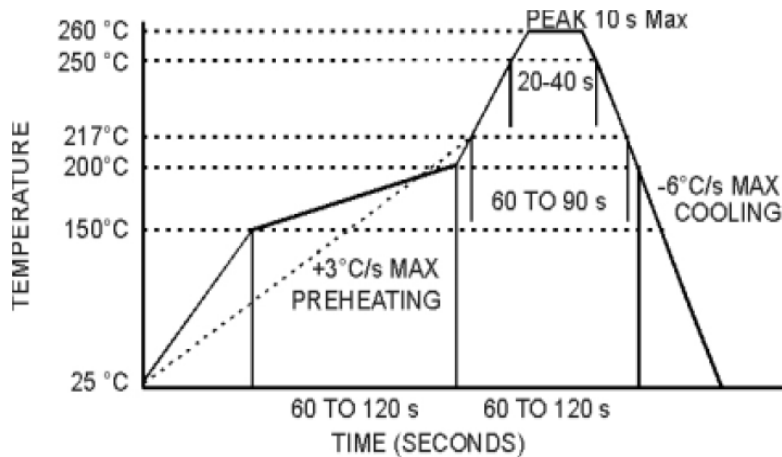
Dimensions are typical in mm



Environmental and Mechanical Characteristics

Operating temp. range	see part # table
Mechanical Shock	Per MIL-STD-202, Method 213, Cond. E
Thermal Shock	Per MIL-STD-883, Method 1011, Cond. A
Vibration	Per MIL-STD-883, Method 2007, Cond. A
Hermetic Seal	Leak rate less than 1×10^{-8} atm.cc/s of helium
Soldering conditions	See MAX reflow profile below; The device may be reflowed once. Reflowing upside down is not allowed. NO CLEAN assembly is recommended.

Maximum Reflow Profile



The device may be reflowed once. Reflowing upside down is not allowed. NO CLEAN assembly is recommended