

AN-X3AUXXX5-X Series

Rev. -

HF SMD VCXO Ultra-Low Phase Noise

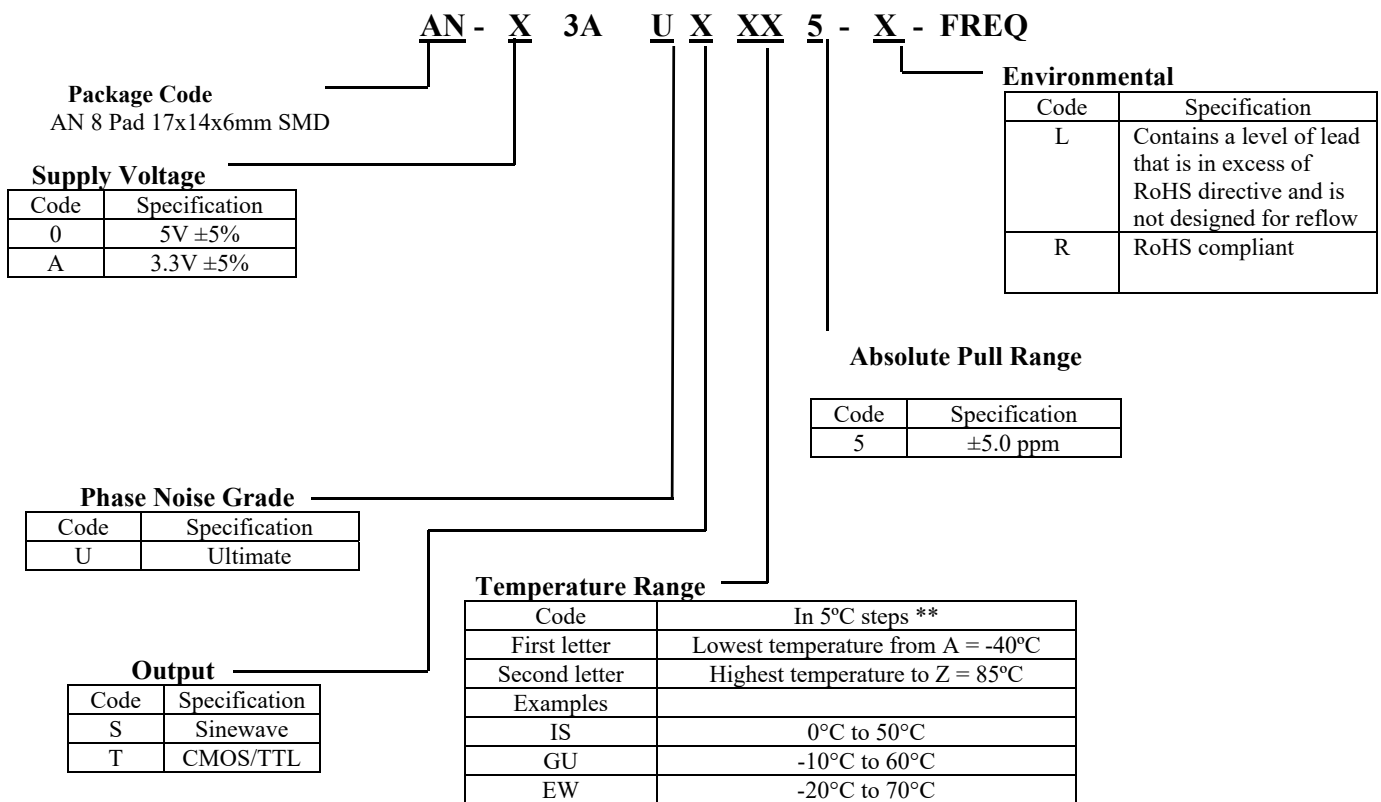
Description: The AN-X3AUXXX5-X Series of SMD Voltage Controlled crystal oscillators (VCXO), provides High Frequency with extremely low phase noise and jitter with Sine-wave or CMOS output in a small surface mount FR4 based package.

Features

- Small, Low Profile SMD Package
- Ultra-Low Phase Noise
- Low G sensitivity
- No Multiplication – no sub-harmonics
- COTS/Dual use



Creating a Part Number



AN-X3AUXXX5-X Series

Rev. -

Note 1) All parameters, unless otherwise specified, are at nominal conditions, ie: T=25°C, Nominal Vcc & Nominal Load

Specifications

Parameter	Symb	Condition	Min	Typ	Max	Unit	Note
Electrical							
Frequency Range	F	Sine-wave	60		128	MHz	
Input Voltage	Vcc		3.135 4.75	3.30 5.0	3.465 5.25	V	A 0
Input Current	Icc	Sine			40	mA	@100MHz, 3.3V
Frequency Stability	ΔF/F	vs. Temperature vs. Vcc aging		±10 ±0.1 ±1 ±3 ±4		ppm ppm/V ppm/year ppm ppm	See chart First Year 7 years 10 years
G-sensitivity		Gamma		0.2		ppb/G	Preliminary
Load		Sine	Internally AC-coupled 50 Ohm				
Output power (output code "S")	P	Sine-wave Into 50 Ohms	7 10	10 13		dBm	3.3V 5.0V
Logic 1 (CMOS)	Voh		0.7Vcc			V	Output Code T
Logic 0 (CMOS)	Vol				0.1V	V	Output Code T
Duty Cycle			45/55		55/45	%	Output Code T
Rise/Fall Time	Tr/Tf			2	3		Output Code T
Spurious					-60	dBc	
Harmonics		Sine-wave		-30	-25	dBc	Output Code S
SSB	£(Δf)	@10Hz @100 Hz @1 KHz @10 KHz @100 KHz		-95 -125 -155 -172 -172	-90 -120 -150 -171 -171	dBc/Hz	@100MHz, Grade U. The values are guaranteed over temperature and Vcc range.
Input Impedance			>10K Ohm				
Control voltage	Vc		0		Vcc	V	
Modulation bandwidth	MB				1.0	KHz	
Setability	Vset		Vcc/2 - 0.1Vcc	Vcc/2	Vcc/2 + 0.1 Vcc	V	
Initial Pullability	ΔF/F	As shipped		±20		ppb	
Absolute Pull Range (Guaranteed Capture Range)	ΔF/F	Ove All Conditions	±5	±7		ppm	Includes temperature, Vcc variations, and aging 10 years

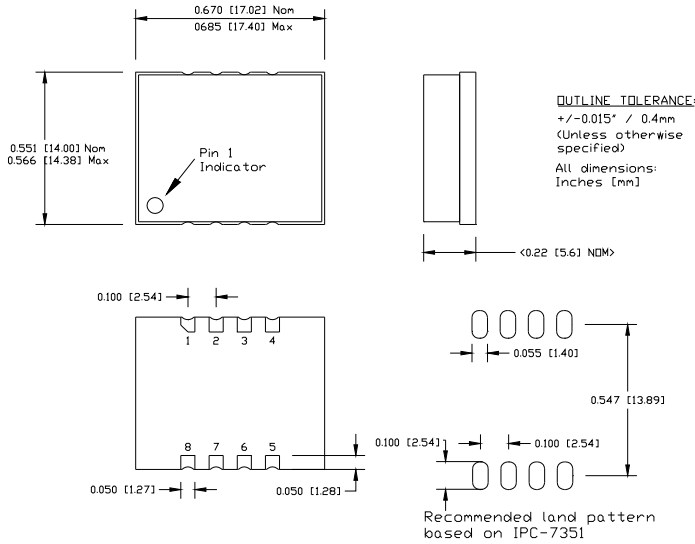
Absolute Maximum Ratings

Parameter	Symb	Condition	Min	Typ	Max	Unit	Note
Input Break Down Voltage	Vcc		-0.5		5.5	V	
Storage temp.	Ts		-40		85	° C	
Contr. Voltage	Vc		-1		6	V	

AN-X3AUXXX5-X Series

Environmental and Mechanical

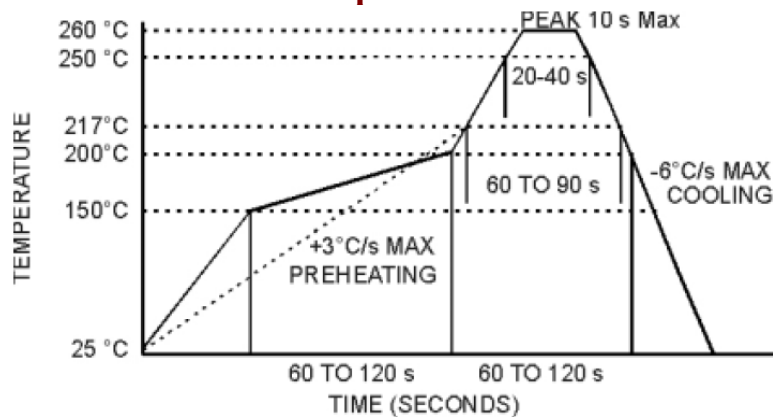
Operating temp. range	-20°C to 70°C MAX, for wider range contact factory, see table to specify.
Mechanical Shock	Per MIL-STD-202, Method 213, Cond. E
Thermal Shock	Per MIL-STD-883, Method 1011, Cond. A
Vibration	Per MIL-STD-883, Method 2007, Cond. A
Soldering Conditions	See MAX reflow profile; The device may be reflowed once. Reflowing upside down is not allowed. NO CLEAN assembly is recommended.
Hermetic Seal	Leak rate less than 1×10^{-8} atm.cc/s of helium (crystal only)



Electrical Connections

Pin out	Pin 1=Vcc; Pin 2, Pin 3, Pin 4, Pin 8 = GND; Pin 5=Output; Pin 6= Voltage Control; Pin 7 Do Not Connect
---------	---

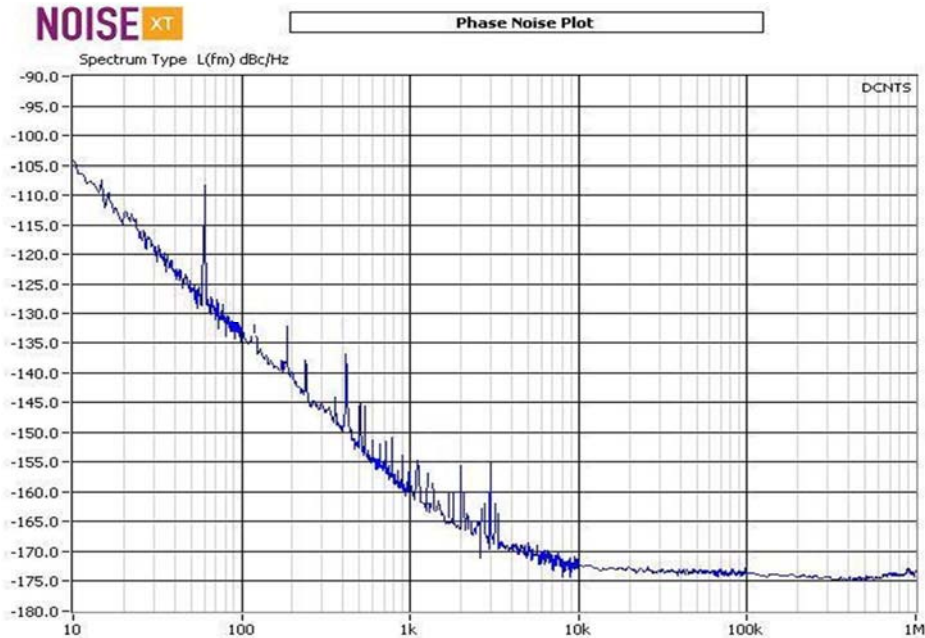
Maximum solder reflow profile



The device may be reflowed once. Reflowing upside down is not allowed. NO CLEAN assembly is recommended.

****Temperature Code Table**

Letter	Temp °C	Letter	Temp °C	Letter	Temp °C	Letter	Temp °C	Letter	Temp °C	Letter	Temp °C
A	-40	F	-15	K	10	P	35	U	60	Z	85
B	-35	G	-10	L	15	Q	40	V	65		
C	-30	H	-5	M	20	R	45	W	70		
D	-25	I	0	N	25	S	50	X	75		
E	-20	J	5	O	30	T	55	Y	80		



357 Beloit Street, P.O. Box 457, Burlington, WI 53105-0457 U.S.A. Phone 262/763-3591 FAX 262/763-2881
 Email: nelsales@nelfc.com www.nelfc.com